

# Itsy Bitsy

Nursery Rhymes Collection

# SPIDER

for Kindergarten



COLOURING + ARTS AND CRAFTS

The original classic rhyme



INTERACTIVE • WORKSHEETS

DEVELOPING GRAPHOMOTOR SKILLS

SING ALONG



Editorial Raica

Andrea Regis

# Content

Pages 3 - 6: Itsy Bitsy's Rhyme

Page 7 left: Shadows 1.  
Page 7 right: Colour and say.

Page 8 left: Itsy Bitsy's face.  
Page 8 right: Shadows 2.

Page 9 left: Identification of pictures.  
Page 9 right: Listening Comprehension 1.

Page 10 left: Picture dictation.  
Page 10 right: Beginning sound.

Page 11 left: Letter tracing.  
Page 11 right: Letter recognition.

Page 12 left: Listening comprehension 2.  
Page 12 right: Find the letter "S".

Page 13 left: Find out.  
Page 13 right: Shapes & sizes.

Page 14 left: Draw a spider with ellipses.  
Page 14 right: Hunt for shapes.

Page 15 left : Shapes picture dictation.  
Page 15 right: Where is Itsy Bitsy?

Page 16 left: Go together.  
Page 16 right: Maze.

Page 17 left: Sing along  
Page 17 right: Wrist puppets.

Itsy Bitsy spider  
climbed up the water spout.



PLAY AUDIO



PLAY VIDEO

Down came the rain  
and washed the spider out.



Out came the sun  
and dried up all the rain.



PLAY AUDIO



PLAY VIDEO

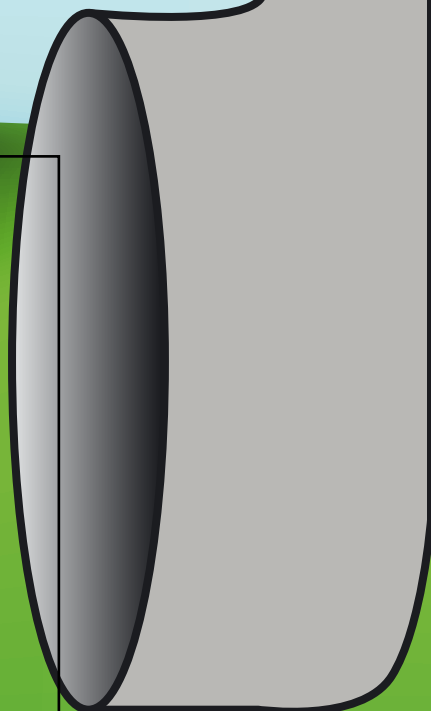
And the Itsy Bitsy spider  
climbed up the spout again.





PLAY AUDIO







PLAY VIDEO





S IS FOR SPIDER





Circle the shadow that belongs to the spider.




# Itsy Bitsy's Face


# Shadows 2



1.







2.



3.


Look at Itsy Bitsy spider's face. Look at pictures 1 to 3. Say what is missing. Draw what is missing. Colour the faces.



1. SUN



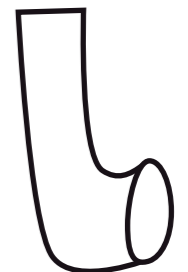
2. RAINBOW



3. CLOUD



4. SUNGLASSES



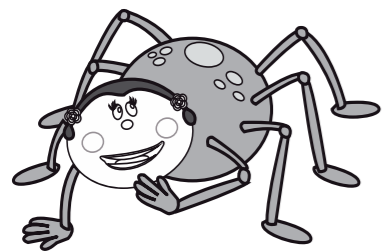
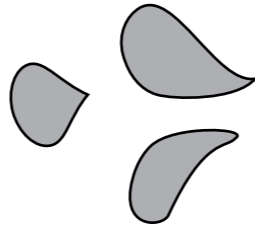


5. SPOUT

Look at the shadows. Can you recognize what they are? Colour the pictures 1 to 5. Say what they are. Match with a line the coloured picture with its shadow.





# Identification of pictures


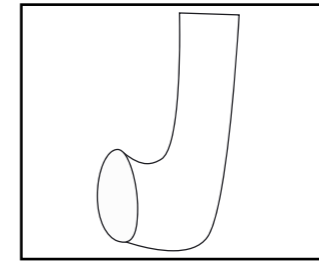



Look at the story of Itsy Bitsy spider again. Circle the pictures that belong to the story and cross out the ones that don't belong. Say the pictures that belong to the story.






# Listening Comprehension 1




1.




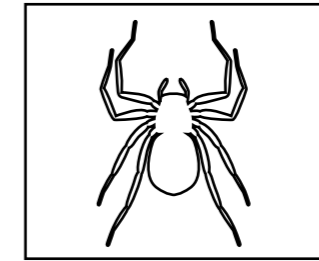

2.




3.



4.



Colour the picture you hear.



# Itsy Bitsy Nursery Rhymes Collection SPIDER for Kindergarten

Text adaptation by: Regis Andrea Nora

Title: Itsy Bitsy Spider Kindergarten. Nursery Rhymes Collection

Illustrated by: Regis Andrea Nora and Alejandro Aciar.

Music: Noelle & Jhon - The Itsy Bitsy Spider.mp3

Listening & Dictation Vocals: Regis Andrea Nora.

1st. Edition - Ciudad Autónoma de Buenos Aires

Editorial Raica 2015

[www.raicaestore.com.ar](http://www.raicaestore.com.ar)

[raicaestore@gmail.com](mailto:raicaestore@gmail.com)

E-Book

ISBN 978-987-29724-9-3

1.Enseñanza de Lenguas Extranjeras. 2. Inglés. 3. Material Auxiliar para la enseñanza. I. Título

CDD 371.33

Distribuye Editorial Raica

Hecho el depósito que marca la ley 11723



Editorial Raica