

Five Little Nursery Rhymes Collection

MONKEYS

for Kindergarten

COLOURING + ARTS AND CRAFTS

The original classic rhyme

INTERACTIVE • WORKSHEETS

DEVELOPING GRAPHOMOTOR SKILLS

SING ALONG



Editorial Raica

Andrea Regis

Content

Pages 3- 5: The Five Little Monkeys Rhyme.

Page 6 Left: Number One.

Page 6 Right: Number Two.

Page 7 Left: Number Three.

Page 7 Right: Number Four.

Page 8 Left: Number Five.

Page 8 Right: Sizes in the Jungle.

Page 9 Left: Shadows.

Page 9 Right: Colour and Say.

Page 10 Left: Letter tracing.

Page 10 Right: Letter Recognition.

Page 11 Left: Find the Letter "M".

Page: 11 Right: Beging Sound.

Page 12 Left: Riddles 1.

Page 12 Right: Riddles 2.

Page 13 Left: Mother Monkey's Face.

Page 13 Right: Listening Comprehension 1.

Page 14 Left: Picture Dictation.

Page 14 Right: Maze.

Page 15 Left: Sing Along.

Page 15 Right: Monkey Mask.

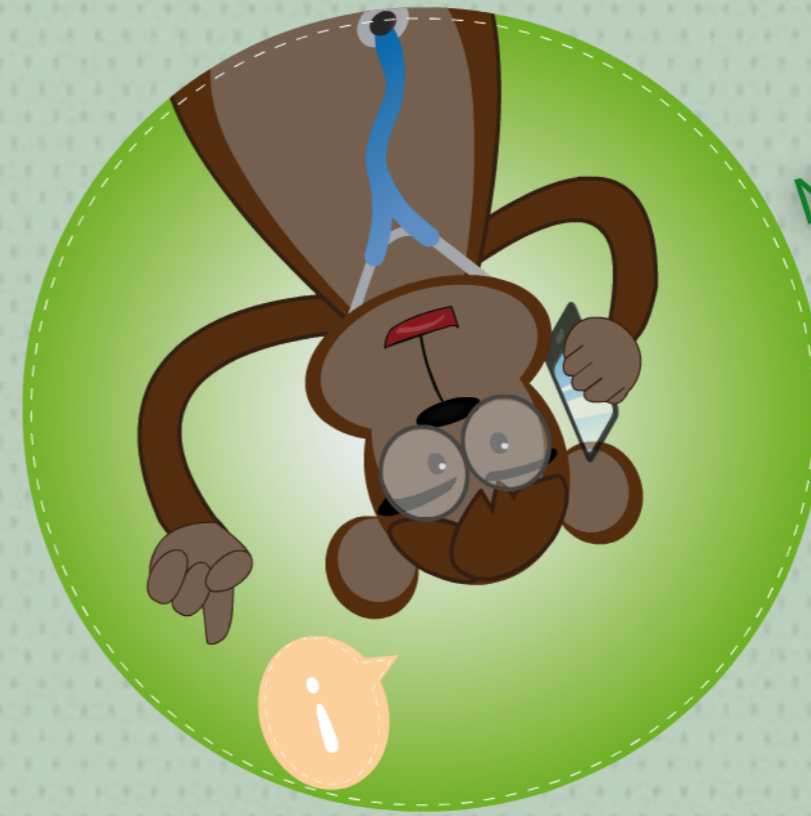

"It is time for bed", mother monkey said.
So she kissed her five little monkeys goodnight.
One; two; three; four; five kisses.
One kiss for every little monkey.
"Are you ready to go to sleep?"
mother monkey asked them.



"Oh, no mum.
We are not ready yet." the 5 little monkeys replied while
they were jumping on the bed.
"Sing us a song, please, mum!"
The little monkeys begged.
"Okay" mother monkey said.



FIVE little monkeys
jumping on the bed,
one fell off
and bumped his head.
Mama called the doctor
and the doctor said:
"No more monkeys
jumping on the bed."
No monkeys.
No monkeys.



FOUR little monkeys
jumping on the bed,
one fell off
and bumped his head,
mama called the doctor
and the doctor said,
"No more monkeys
jumping on the bed!"
No monkeys, no monkeys.
"No more monkeys
jumping on the bed!"
No more monkeys jump!
You are going to fall off!
You are going to fall off!



THREE little monkeys
jumping on the bed,
one fell off,
he bumped his head.
Mama called the doctor
and the doctor said,
"No more monkeys
jumping on the bed!"
No monkeys, no monkeys.




*No more monkeys...
jumping on the bed! .*

TWO little monkeys jumping on the bed,
One fell off and bumped his head.
Mama called the doctor and the doctor said:
"No more monkeys jumping on the bed!"
No monkeys, no monkeys.
No more monkeys jumping on the bed!
No more monkeys jump!
You are going to fall off!
You are going to fall off!



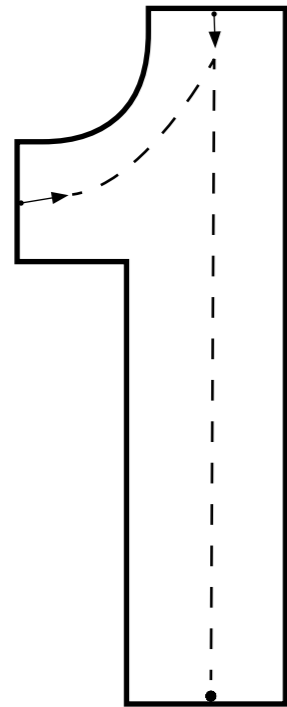
ONE little monkey jumping on the bed,
he fell off and bumped his head.
Mama called the doctor and the doctor said:
"No more monkeys jumping on the bed!"
No monkeys, no monkeys.
No more monkeys jumping on the bed!
No more monkeys jump!
You are going to fall off!
You are going to fall off!
No more monkeys jump!
You are going to fall off!
You are going to fall off!



Number One

Number Two

1




3




4



1



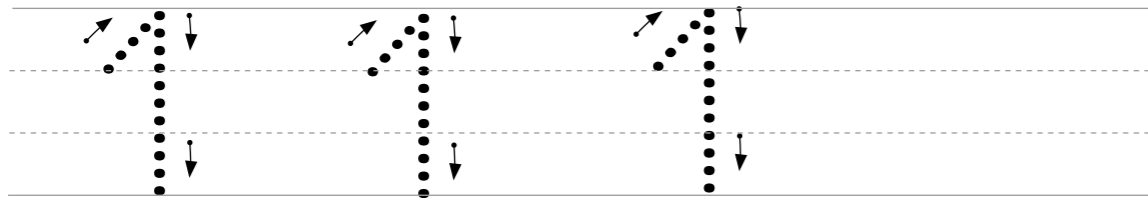
3



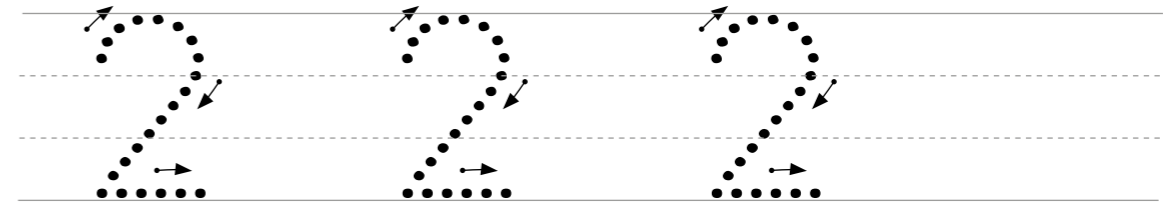
4



2



2



1. Trace the number using violet finger paint.
2. Use a pencil to trace the numbers. Then write your own.
3. Colour the toy as you like. Count the toy aloud.
4. Colour a square on the graph for each toy.




1. Trace the number using yellow finger paint.
2. Use a pencil to trace the numbers. Then write your own.
3. Colour the toys as you like. Count the toys aloud.
4. Colour a square on the graph for each toy.




Number Three

Number Four

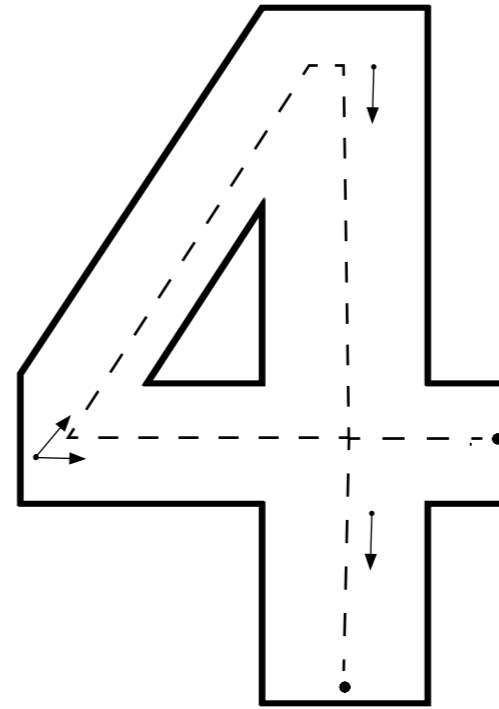
1




3




1




3



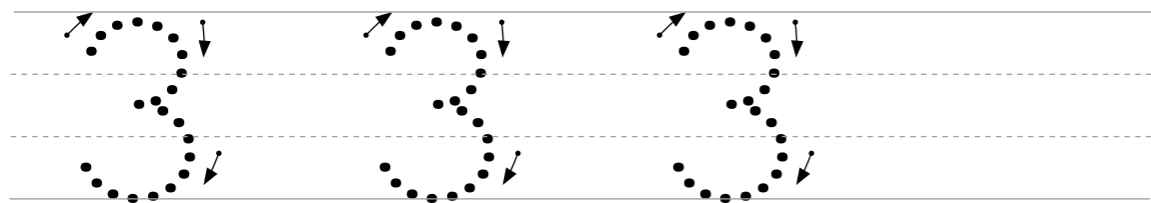
4



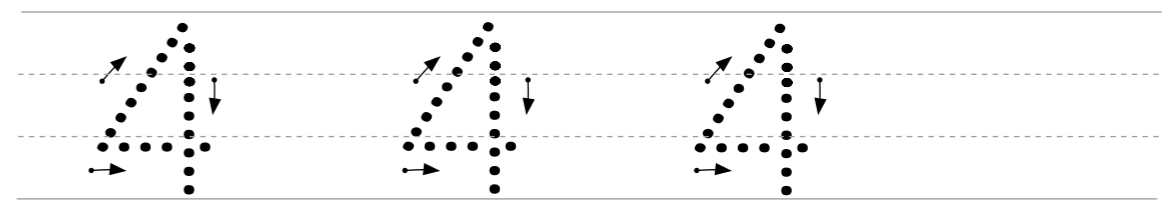
4



2



2

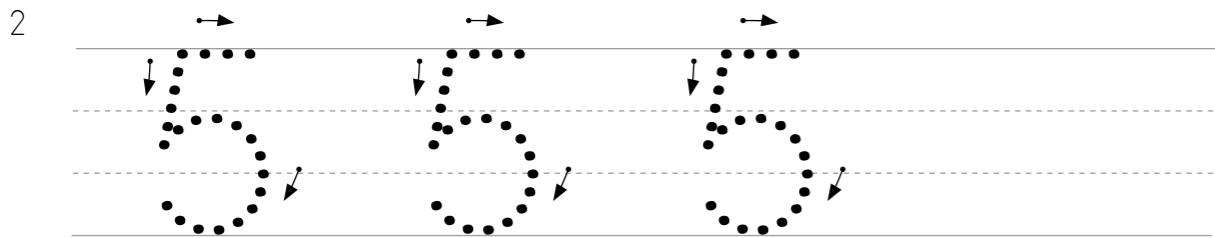




1. Trace the number using green finger paint.
2. Use a pencil to trace the numbers. Then write your own.
3. Colour the toys as you like. Count the toys aloud.
4. Colour a square on the graph for each toy.



1. Trace the number using blue finger paint.
2. Use a pencil to trace the numbers. Then write your own.
3. Colour the toys as you like. Count the toys aloud.
4. Colour a square on the graph for each toy.





1. Trace the number using red finger paint.
2. Use a pencil to trace the numbers. Then write your own.
3. Colour the toys as you like. Count the toys aloud.
4. Colour a square on the graph for each toy.



1. Circle the smallest monkey.
2. Draw a square around the biggest monkey.
3. Colour the monkeys that are the same size.
4. Cross out the animal that isn't a monkey.



Five Little Nursery Rhymes Collection MONKEYS

for Kindergarten

Text adaptation by: Regis Andrea Nora
Title: 5 Little Monkeys for Kindergarten.
Nursery Rhymes Collection.

Illustrated by: Regis Andrea Nora.

Music: Five little monkeys jumpin' on the bed by David Jack from the album A Kid's Best Friend Is a Dog.

Listening & Dictation Vocals: Regis Andrea Nora.

1st. Edition - Ciudad Autónoma de Buenos Aires
Editorial Raica 2015

www.raicaestore.com.ar

raicaestore@gmail.com

EBook

ISBN 978-987-3901-00-3

1. Enseñanza de Lengua Extranjera. 2. Inglés

3. Material Auxiliar para la enseñanza.

I. Título

CDD 372.65

Distribuye Editorial Raica

Hecho el depósito que marca la ley 11723



Editorial Raica

